



FIRE-RATED: WALLBOARD BEAD & PLASTER

FIRE-RATED & INSULATED CONCEALED FRAME ACCESS PANELS: FDW™ & FDP™ Series



MODEL FDW WITH WALLBOARD BEAD



MODEL FDP WITH RECESSED
PLASTER FLANGE

FDW™: Wallboard Bead (Wall or Ceiling):

Frame: 16 gauge with 1" drywall bead that can be taped for a smooth appearance.

Door: 2" thick, insulated 20 gauge steel with continuous hinge.

Finish: White powder coat paint.

Latch: Universal turn ring and key lock (U).

Sizes: Minimum 8"x 8" maximum wall 48"x 48", ceiling 24"x 36"

FDP™: Recessed Plaster Flange (Wall or Ceiling):

Frame: 16 gauge with 1 3/8" wide plasterguard flange recessed 3/4".

Door: 2" thick, insulated 20 gauge steel with continuous hinge.

Finish: Gray powder coat paint.

Latch: Universal turn ring and key lock (U).

Sizes: Minimum 8"x 8" maximum wall 48"x 48", ceiling 24"x 36"

Options: Stainless or Galvannealed Steel, Knurled Knob (U2), Mortise Slam Lock Prep (U3) or Mortise Slam Lock Installed (U4), Stainless FDW.

Fire-Rating of FDW & FDP:

Wall Installation: 1-1/2 hour UL"B" label in a 2 hour fire barrier.
File # R13067-1. Maximum size 48" x 48"



Ceiling Installation: Warnock Hersey listed for floor or ceiling installations with 3 hour non combustible rating or 1 hour combustible rating. File # WHI-495-PSH-0163. Maximum size 24" x 36"

CSFM: This product has been approved by the California State Fire Marshall (CSFM) pursuant to Section 13144.1 of the California Health and Safety Code. See CSFM Listing No 3330-1223:101 for allowable values and/or conditions for use concerning material presented in this document. It is subject reexamination, revision and possible cancellation.

Latch and Lock Options

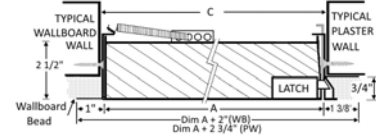
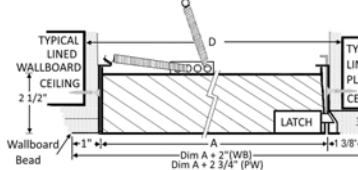
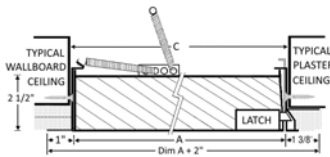
Standard (U) Universal
Turn Ring & Key



Optional Knurled Knob
(U2)



Optional Mortise Lock
(U4)



1 HR CEILING

2-3 HR CEILING

1 1/2 HOUR WALL

A Order Size =Door Size Width x Height	C 1 1/2 hour UL "B" Label 2 hour Wall		1 Hour Combustible Ceiling Opening or 3 Hour Non-Combustible Ceiling		D 2 or 3 Hour Non-Combustible Ceiling Rating (Allowance for Fire-Rated Liner of Opening)		Approximate Shipping Weight Lbs.	Latch(es)
	Width	Height	Width	Height	Width	Height		
8" x 8"	8 3/8"	8 3/8"	8 3/8"	8 3/8"	9 5/8"	9 5/8"	6	1
10" x 10"	10 3/8"	10 3/8"	10 3/8"	10 3/8"	11 5/8"	11 5/8"	8	1
12" x 12"	12 3/8"	12 3/8"	12 3/8"	12 3/8"	13 5/8"	13 5/8"	10	1
14" x 14"	14 3/8"	14 3/8"	14 3/8"	14 3/8"	15 5/8"	15 5/8"	12	1
16" x 16"	16 3/8"	16 3/8"	16 3/8"	16 3/8"	17 5/8"	17 5/8"	15	1
18" x 18"	18 3/8"	18 3/8"	18 3/8"	18 3/8"	19 5/8"	19 5/8"	17	1
20" x 20"	20 3/8"	20 3/8"	20 3/8"	20 3/8"	21 5/8"	21 5/8"	21	1
20" x 30"	20 3/8"	30 3/8"	20 3/8"	30 3/8"	21 5/8"	31 5/8"	28	1
22" x 22"	22 3/8"	22 3/8"	22 3/8"	22 3/8"	23 5/8"	23 5/8"	26	1
22" x 30"	22 3/8"	30 3/8"	22 3/8"	30 3/8"	23 5/8"	31 5/8"	29	2
22" x 36"	22 3/8"	36 3/8"	22 3/8"	36 3/8"	23 5/8"	37 5/8"	36	2
24" x 24"	24 3/8"	24 3/8"	24 3/8"	24 3/8"	25 5/8"	25 5/8"	27	1
24" x 36"	24 3/8"	36 3/8"	24 3/8"	36 3/8"	25 5/8"	37 5/8"	37	2
24" x 48"	24 3/8"	48 3/8"	Maximum 1 hour Combustible Ceiling Size is 24" x 36"		Maximum 2 or 3 hour Non-Combustible Ceiling Size is 24" x 36"		54	2
30" x 30"	30 3/8"	30 3/8"					38	2
32" x 32"	32 3/8"	32 3/8"					43	2
36" x 36"	36 3/8"	36 3/8"					52	2
36" x 48"	36 3/8"	48 3/8"					61	2

Custom Sizes Available Upon Request

Examples of Optional Colors at Additional Cost - Painted Samples Available

