

ACCESS PANEL LOCK & LATCH OPTIONS FOR MODELS: CT, CTW CTE & SM

Available at Additional Cost

Cylinder Lock (L)



Torx Head Cam (C2)

For additional Security.


T-25 Security Torx tool by others.



Spanner Head Cam (C3)

For additional security.


Size 10 Spanner Head tool by others.



Hex Head Cam (C4)


For additional security.

4mm Allen Head tool by others.



Additional Option for SM Only

Knob Cam (C5)



9702 Newton Ave S. Bloomington, MN 55431 | Many Locations Nationwide

800-554-6077 952-835-2218 sales@activarcpg.com www.activarcpg.com

ACCESS PANEL LOCK & LATCH OPTIONS
AT ADDITIONAL COST FOR MODELS

CT, CTW, CTE, SM